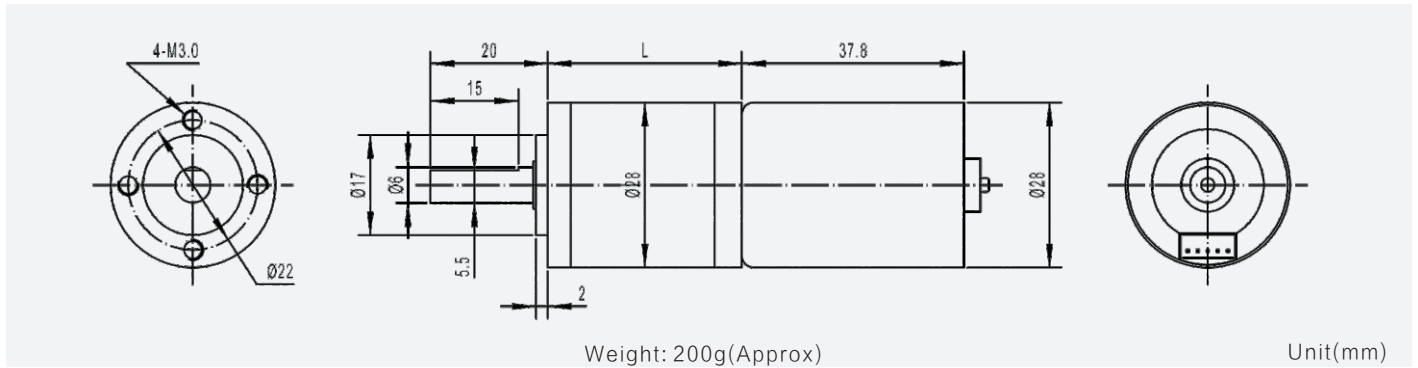


GMP28-TEC2838

28mm planetary gearbox plus 28mm brushless motor

Module	0.5			
Rated torque (kg.cm)	20.0 kg.cm max			
Max momentary tolerance torque (kg.cm)	40.0 kg.cm max			
Reduction ratio	1/4	1/14 1/19 1/27	1/51, 1/71 1/100, 1/139	1/189, 1/264 1/369, 1/516 1/720
Number of gear stages	1	2	3	4
L (mm)	28.5	36	43	50

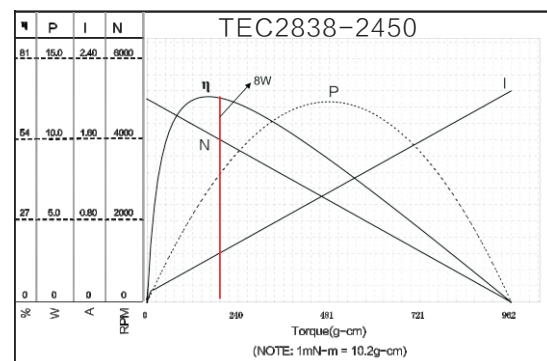
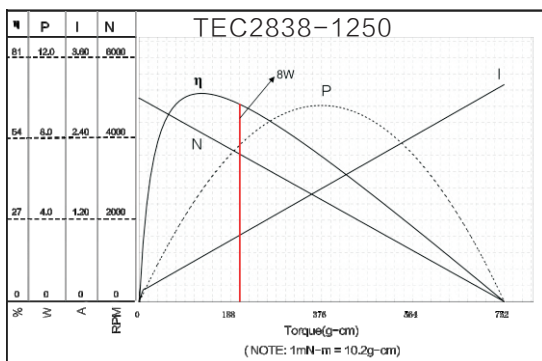


Gear Motor Technical Data

Reduction ratio		4	19	27	51	100	189	264	369	516	720
12.0V	No-load speed(rpm)	1200	260	180	96	50	25	18	13	9	7
	Rated speed(rpm)	1050	220	155	80	42	22	16	11	8	6
	Rated torque(kg.cm)	0.3	1.3	1.8	3.0	6	10	13	18	20	20
24.0V	No-load speed(rpm)	1200	260	180	96	50	25	18	13	9	7
	Rated speed(rpm)	1100	230	160	85	42	23	17	12	8	6
	Rated torque(kg.cm)	0.3	1.3	1.8	3.0	6	10	13	18	20	20

Motor Technical Data

Motor model	Rated voltage	No-load		Rated			Stall		
		Speed	Current	Speed	Torque	Current	Power	Torque	Current
	VDC	r/min	mA	r/min	g.cm	mA	W	g.cm	A
TEC2838-1250	12.0	5000	140	4200	100	550	4.3	750	3.2
TEC2838-2450	24.0	5000	90	4400	100	300	4.5	960	2.1



NOTE: the left side of red line area can continuous work