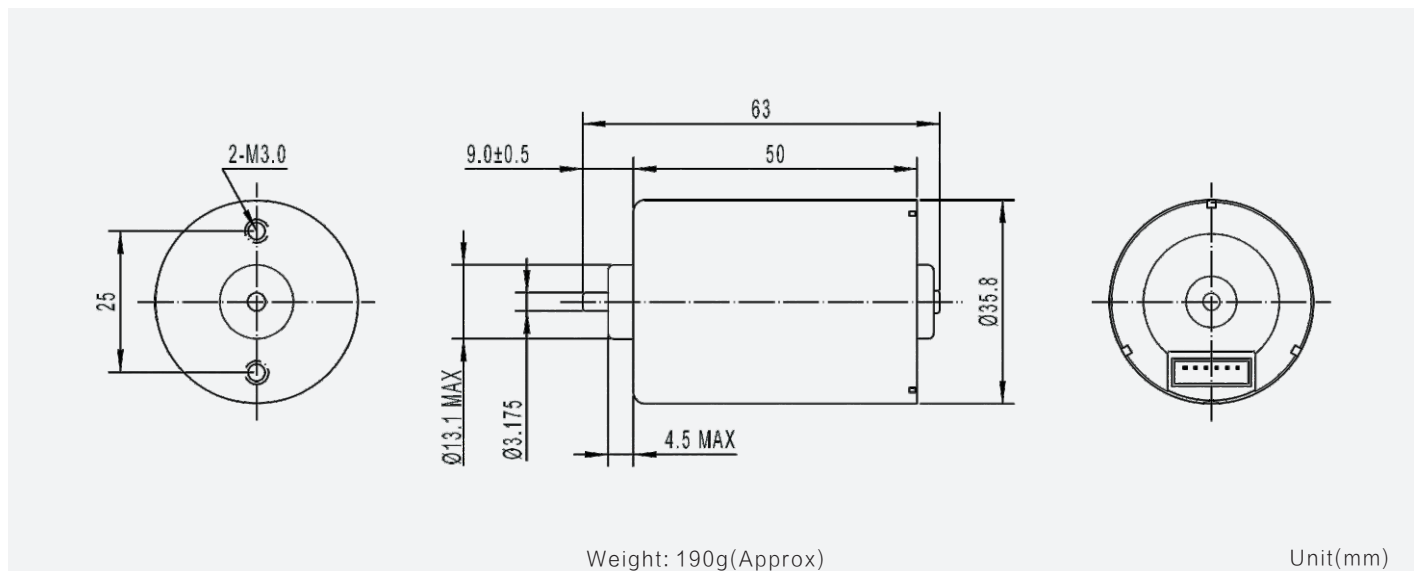


TEC3650

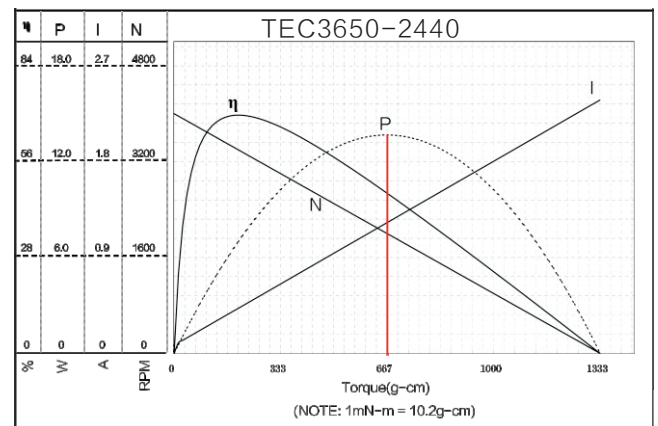
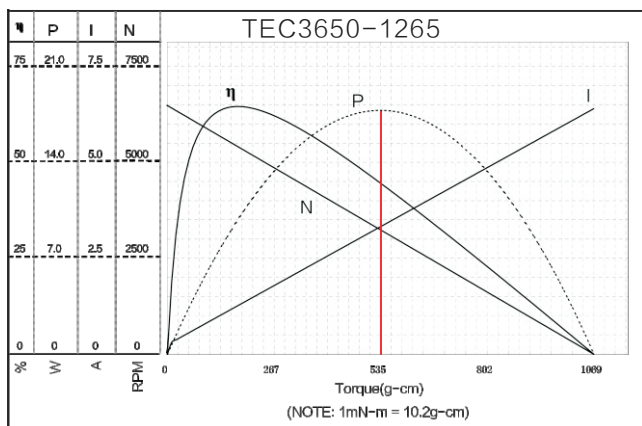
36mm brushless motor

Connection Mode B & C	
Clockwise Rotation/Counter Clockwise Rotation	
FG Signal	
PWM Control	
Locked Rotor Protection	
Power	30W(Internal Drive)
	50W(External Drive)
Life Expectancy	~3000H(Oil Bearing)
	~5000H(Ball Bearing)



Motor Technical Data

Motor model	Rated voltage	No-load		Rated				Stall	
		Speed	Current	Speed	Torque	Current	Power	Torque	Current
	VDC	r/min	mA	r/min	g.cm	mA	W	g.cm	A
TEC3650-1265	12.0	6500	250	5300	200	1400	11	1050	4.0
TEC3650-2440	24.0	4000	80	3400	200	420	7	1300	2.4



NOTE: the left side of red line area can continuous work